

Inflation Multi-Asset Fund

E CLASS ACCUMULATION SHARES

Fund Description

The Inflation Multi-Asset Fund is a comprehensive real return asset allocation solution designed to hedge global inflation risks while targeting enhanced after inflation return. It invests actively in global inflation-linked bonds, commodities, emerging market (EM) currencies, real estate and gold. In addition, tail risk hedging strategies are used to limit the impact of periodic market stresses that may affect inflation-related assets.

Potential Investor Benefits

The potential benefits of the Inflation Multi-Asset Fund include:

- * Strategic allocation to a comprehensive set of real assets, enhanced by active management of these assets.
- * Portfolio diversification relative to a traditional portfolio comprising stocks and bonds
- * Robust risk diversification and management, including strategies to explicitly hedge against systemic market risks

Potential Fund Advantage

The fund combines top-down macroeconomic views from PIMCO's Global Investment Committee and Asset Allocation Committee with bottom-up relative value ideas from the specialist Real Return team

Risk and Reward profile

Credit and Default Risk: A decline in the financial health of an issuer of a fixed income security can lead to an inability or unwillingness to repay a loan or meet a contractual obligation. This could cause the value of its bonds to fall or become worthless. Funds with high exposures to non-investment grade securities have a higher exposure to this risk.

Commodities Risk: The value of commodity related investments may fluctuate substantially due to changes in supply and demand and/or due to political, economic or financial events. **Currency Risk:** Changes in exchange rates may cause the value of investments to decrease or increase. **Equity Risk:** The value of equity or equity related securities may be affected by stock market movements. Drivers of price fluctuations include general economic and political factors as well as industry or company specific factors. **Derivatives and Counterparty Risk:** The use of certain derivatives could result in the fund having a greater or more volatile exposure to the underlying assets and an increased exposure to counterparty risk. This may expose the fund to larger gains or losses associated with market movements or in relation to a trade counterparty being unable to meet its obligations. **Emerging Markets Risk:** Emerging markets, and especially frontier markets, generally carry greater political, legal, counterparty and operational risk. Investments in these markets may expose the fund to larger gains or losses. **Liquidity Risk:** Difficult market conditions could result in certain securities becoming hard to sell at a desired time and price. **Interest Rate Risk:** Changes in interest rates will usually result in the values of bond and other debt instruments moving in the opposite direction (e.g. a rise in interest rates likely leads to fall in bond prices). **Mortgage Related and Other Asset Backed Securities Risks:** Mortgage or asset backed securities are subject to similar risks as other fixed income securities, and may also be subject to prepayment risk and higher levels of credit and liquidity risk. **MLP Tax Risk:** The fund may be required to file tax returns and pay income taxes which may have the effect of reducing the fund's return. While investments in MLPs may subject the fund to U.S. taxation and return filing obligations, it is not expected that investments in derivative instruments such as total return swaps on MLPs will result in these same tax consequences, although there can be no guarantee.

Key Facts

	Accumulation
Bloomberg Ticker	PIMISEA
ISIN	IE00B8JZPJ59
Sedol	B8JZPJ5
CUSIP	G7112M575
Valoren	20663888
WKN	A1KCVF
Inception Date	14/02/2013
Distribution	-
Unified Management Fee	1.69% p.a.
Fund Type	UCITS
Portfolio Manager	Greg Sharenow, Lorenzo Pagani, Daniel He, Emmanuel Sharef
Total Net Assets	255.0 (USD in Millions)
Fund Base Currency	USD
Share Class Currency	USD

MANAGER

PIMCO Global Advisors (Ireland) Limited

INVESTMENT ADVISOR

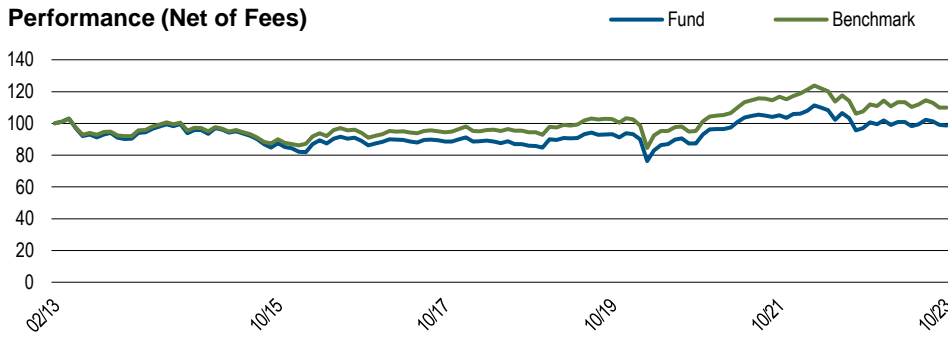
PIMCO LLC

For questions regarding the PIMCO Funds: Global Investors Series plc, please call +353 1 7769990. Retail investors should contact their financial intermediary.

pimco.com

Past performance does not predict future results.

Performance (Net of Fees)



Fund Statistics

Effective Duration (yrs)	4.33
Current Yield (%) [Ⓢ]	1.26
Estimated Yield to Maturity (%) [Ⓢ]	4.94
Average Coupon (%)	1.33

Chart shows performance from the first month-end, rebased to 100, for the oldest share class.
Source: PIMCO

Past performance does not predict future results.

Performance (Net of Fees)	1 Mo.	3 Mos.	6 Mos.	1 Yr.	3 Yrs.	5 Yrs.	10 Yrs.	SI
E, Acc (%)	-0.41	-3.44	-2.09	1.76	4.11	2.78	0.48	-0.16
Benchmark (%)	0.01	-4.05	-3.04	2.34	4.92	3.10	1.48	—

Past Performance is not a guarantee or reliable indicator of future results and no guarantee is being made that similar returns will be achieved in the future.

Past performance does not predict future results.

Performance (Net of Fees)	Oct'2018-Oct'2019	Oct'2019-Oct'2020	Oct'2020-Oct'2021	Oct'2021-Oct'2022	Oct'2022-Oct'2023
E, Acc (%)	8.28	-6.14	20.21	-7.74	1.76
Benchmark (%)	8.81	-7.29	22.63	-7.98	2.34

The following information is additional to, and should be read only in conjunction with, the calendar year performance data presented below

Past performance does not predict future results.

Calendar Year (Net of Fees)	2014	2015	2016	2017	2018	2019	2020	2021	2022	YTD
E, Acc (%)	3.56	-9.77	3.69	2.87	-5.80	10.66	2.68	9.91	-6.07	-0.71
Benchmark (%)	3.40	-8.51	6.11	4.43	-3.66	11.12	1.14	12.32	-5.31	-0.94

The benchmark is the Inception to 3/31/17 45% Gbl Adv ILB Index, 30% FTSE NAREIT Gbl Real Estate Dev REITS Only Index, 15% BBG Com TR Index, 10% BBG Gold TR Index (USD Unhedged), 4/1/17 45% BBG Gbl IL 1-30yrs Index, 15% BBG EM Gov ILB Index, 10% BBG Com TR Index, 10% FTSE NAREIT Gbl RE Dev TR Index, 15% Alerian MLP TR Index, 5% BBG Gold Subindex TR (USD Unhgd), 4/13/22 45%ILB 20%Cmdty 15%EMFX 10%REIT 10%Gold USD
All periods longer than one year are annualised. SI is the performance since inception.

ABOUT THE BENCHMARK

The fund is considered to be actively managed in reference to the below benchmark as further outlined in the prospectus and key investor information document.

The benchmark is a blend of 45% Bloomberg Global Inflation Linked 1-30yrs Index (USD hedged), 15% JPMorgan Emerging Local Markets Index Plus (Unhedged), 20% Bloomberg Commodity Total Return Index, 10% FTSE NAREIT Global Real Estate Developed Total Return Index (USD unhedged) and 10% Bloomberg Gold Subindex Total Return Index (USD Hedged). The Bloomberg Global Inflation Linked 1-30yrs Index measures the performance of the major developed market government inflation-linked bond markets. It is market capitalization weighted and includes maturities up to 30 years. JPMorgan Emerging Local Markets Index Plus tracks total returns for local currency-denominated money market instruments in 24 emerging markets countries. The Bloomberg Commodity Total Return Index reflects the return on fully collateralized positions in the underlying commodity futures of a number of physical commodities. The index is designed to be a highly liquid and diversified benchmark for commodities as an asset class. The FTSE NAREIT Global Real Estate Developed Total Return Index is a free-float adjusted, market capitalization-weighted index designed to track the performance of listed real estate companies worldwide. The Bloomberg Gold Subindex Total Return Index reflects the return on fully collateralized positions in the underlying commodity futures. It is not possible to invest in an unmanaged index

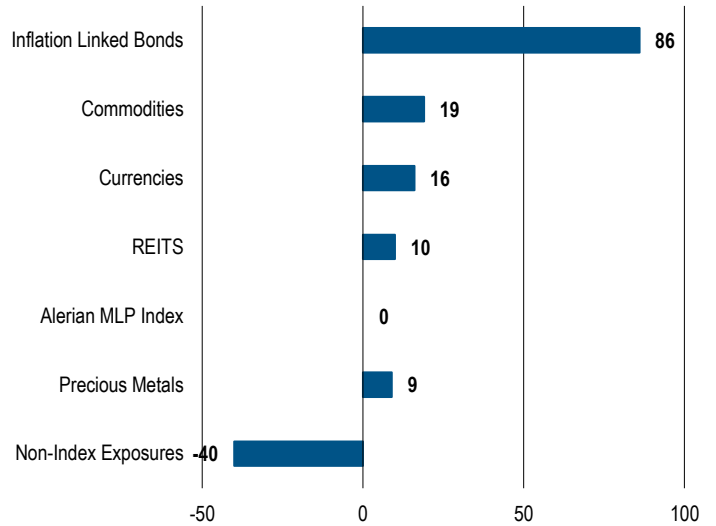
Unless otherwise stated in the prospectus or in the relevant key investor information document, the Fund is not managed against a particular benchmark or index, and any reference to a particular benchmark or index in this factsheet is made solely for risk or performance comparison purposes. †

Top 10 Holdings (%MV)*

FNMA TBA 4.5% AUG 30YR	4.6
FNMA TBA 4.0% AUG 30YR	4.3
U S TREASURY INFLATE PROT BD	4.0
JAPANESE GOVT BOND (ILB) #24	3.8
U S TREASURY INFLATE PROT BD	3.6
SPANISH GOVT BD I/L	3.6
ITALIAN BTP BOND I/L	3.5
U S TREASURY INFLATE PROT BD	3.5
U S TREASURY INFLATE PROT BD	3.2
U S TREASURY INFLATE PROT BD	2.6

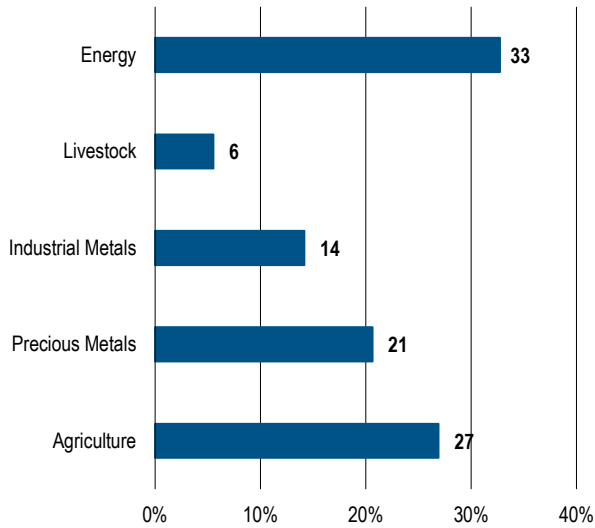
*Top 10 holdings as of 30/06/2023, excluding derivatives.
Source: PIMCO

Sector Allocation (%MV)



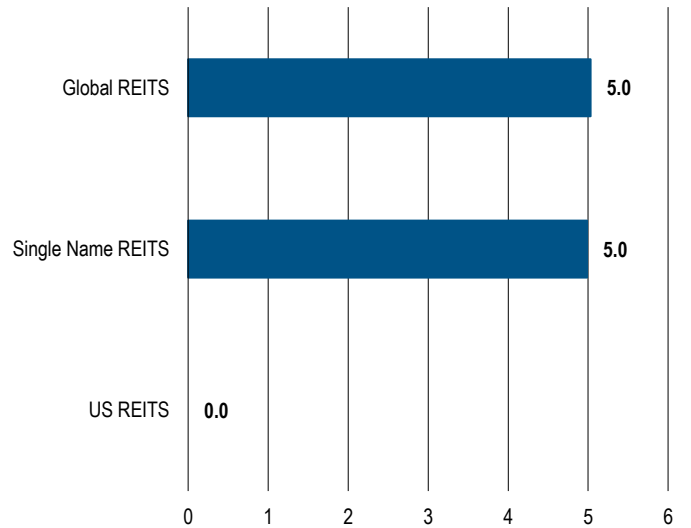
Source: PIMCO

Commodity Exposure (%MV)



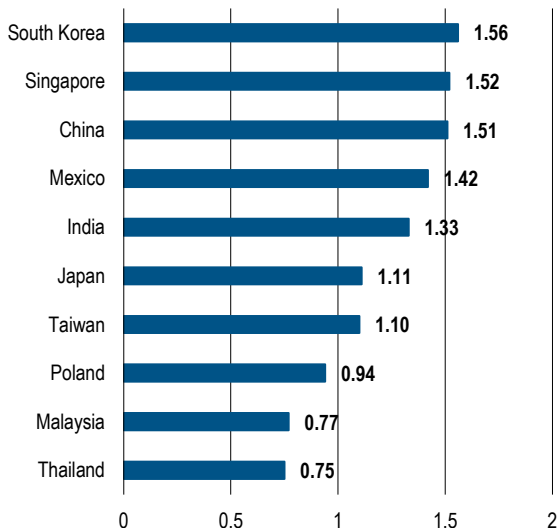
Source: Bloomberg

REIT Exposure (%MV)



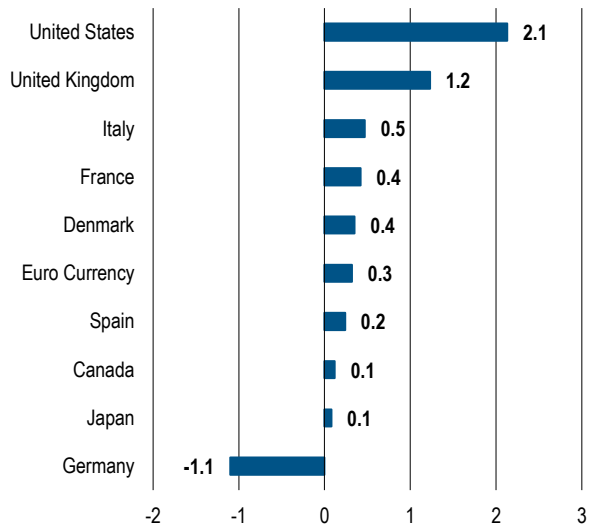
Source: PIMCO

Top 10 Currency Exposure (%MV)



Source: PIMCO

Top 10 Country Exposure (Duration in Years)



Source: PIMCO

Marketing Communication

This is a marketing communication. This is not a contractually binding document and its issuance is not mandated under any law or regulation of the European Union or the United Kingdom. This marketing communication does not include sufficient detail to enable the recipient to make an informed investment decision. Please refer to the Prospectus of the UCITS and to the KIID before making any final investment decisions.

¹ Differences in the Fund's performance versus the index and related attribution information with respect to particular categories of securities or individual positions may be attributable, in part, to differences in the pricing methodologies used by the Fund and the index. ²PIMCO calculates a Fund's Estimated Yield to Maturity by averaging the yield to maturity of each security held in the Fund on a market weighted basis. PIMCO sources each security's yield to maturity from PIMCO's Portfolio Analytics database. When not available in PIMCO's Portfolio Analytics database, PIMCO sources the security's yield to maturity from Bloomberg. When not available in either database, PIMCO will assign a yield to maturity for that security from a PIMCO matrix based on prior data. The source data used in such circumstances is a static metric and PIMCO makes no representation as to the accuracy of the data for the purposes of calculating the Estimated Yield to Maturity. The Estimated Yield to Maturity is provided for illustrative purposes only and should not be relied upon as a primary basis for an investment decision and should not be interpreted as a guarantee or prediction of future performance of the Fund or the likely returns of any investment. ³Where permitted by the investment guidelines stated in the portfolios offering documents, "other" may include exposure to, convertibles, preferred, common stock, equity-related securities, and Yankee bonds. ⁴Net Other Short Duration Instruments includes securities and other instruments (except instruments tied to emerging markets by country of risk) with an effective duration less than one year and rated investment grade or higher or, if unrated, determined by PIMCO to be of comparable quality, commingled liquidity funds, uninvested cash, interest receivables, net unsettled trades, broker money, short duration derivatives and derivatives offsets. With respect to certain categories of short duration securities, the Adviser reserves the discretion to require a minimum credit rating higher than investment grade for inclusion in this category. Derivatives Offsets includes offsets associated with investments in futures, swaps and other derivatives. Such offsets may be taken at the notional value of the derivative position.

Marketing Communication: This is a marketing communication. This is not a contractually binding document and its issuance is not mandated under any law or regulation of the European Union or the United Kingdom. This marketing communication does not include sufficient detail to enable the recipient to make an informed investment decision. Please refer to the Prospectus of the UCITS and to the KIID/KID before making any final investment decisions.

For professional use only: The services and products described in this communication are only available to professional clients as defined in the MiFID II Directive 2014/65/EU Annex II Handbook and its implementation of local rules and as defined in the Financial Conduct Authority's Handbook. This communication is not a public offer and individual investors should not rely on this document. Opinion and estimates offered constitute our judgment and are subject to change without notice, as are statements of financial market trends, which are based on current market conditions. We believe the information provided here is reliable, but do not warrant its accuracy or completeness.

Additional Information/Documentation: A Prospectus is available for PIMCO Funds and UCITS Key Investor Information Documents (KIIDs) (for UK investors) and Packaged retail and insurance-based investment products (PRIIPS) key information document (KIDs) are available for each share class of each the sub-funds of the Company. The Company's Prospectus can be obtained from www.fundinfo.com and is available in English, French, German, Italian, Portuguese and Spanish. The KIIDs and KIDs can be obtained from www.fundinfo.com and are available in one of the official languages of each of the EU Member States into which each sub-fund has been notified for marketing under the Directive 2009/65/EC (the UCITS Directive). In addition, a summary of investor rights is available from www.pimco.com. The summary is available in English. The sub-funds of the Company are currently notified for marketing into a number of EU Member States under the UCITS Directive. PIMCO Global Advisors (Ireland) Limited can terminate such notifications for any share class and/or sub-fund of the Company at any time using the process contained in Article 93a of the UCITS Directive.

PERFORMANCE AND FEES

Past performance is not a guarantee or a reliable indicator of future results. The "gross of fees" performance figures, if included, are presented before management fees and custodial fees, but do reflect commissions, other expenses and reinvestment of earnings. The "net of fees" performance figures reflect the deduction of ongoing charges. All periods longer than one year are annualized. Investments made by a Fund and the results achieved by a Fund are not expected to be the same as those made by any other PIMCO-advised Fund, including those with a similar name, investment objective or policies. A new or smaller Fund's performance may not represent how the Fund is expected to or may perform in the long-term. New Funds have limited operating histories for investors to evaluate and new and smaller Funds may not attract sufficient assets to achieve investment and trading efficiencies. A Fund may be forced to sell a comparatively large portion of its portfolio to meet significant shareholder redemptions for cash, or hold a comparatively large portion of its portfolio in cash due to significant share purchases for cash, in each case when the Fund otherwise would not seek to do so, which may adversely affect performance.

PIMCO GIS Funds: Global Investors Series plc is an umbrella type open-ended investment company with variable capital and is incorporated with limited liability under the laws of Ireland with registered number 276928. The information is not for use within any country or with respect to any person(s) where such use could constitute a violation of the applicable law. The information contained in this communication is intended to supplement information contained in the prospectus for this Fund and must be read in conjunction therewith. Investors should consider the investment objectives, risks, charges and expenses of these Funds carefully before investing. This and other information is contained in the Fund's prospectus. Please read the prospectus carefully before you invest or send money. Past performance is not a guarantee or a reliable indicator of future results and no guarantee is being made that similar returns will be achieved in the future. Returns are net of fees and other expenses and include reinvestment of dividends. The performance data represents past performance and investment return and principal value will fluctuate so that the PIMCO GIS Funds shares, when redeemed, may be worth more or less than the original cost. Potential differences in performance figures are due to rounding. The Fund may invest in non-U.S. or non-Eurozone securities which involves potentially higher risks including non-U.S. or non-Euro currency fluctuations and political or economic uncertainty. For informational purposes only. Please note that not all Funds are registered for sale in every jurisdiction. Please contact PIMCO Europe Ltd for more information. For additional information and/or a copy of the Fund's prospectus, please contact the Administrator: State Street Fund Services (Ireland) Limited, Telephone +353.1.776.0142, Fax +353.1.562.5517.

PIMCO Europe Ltd (Company No. 2604517, 11 Baker Street, London W1U 3AH, United Kingdom) is authorised and regulated by the Financial Conduct Authority (FCA) (12 Endeavour Square, London E20 1JN) in the UK. The services provided by PIMCO Europe Ltd are not available to retail investors, who should not rely on this communication but contact their financial adviser. **PIMCO Europe GmbH (Company No. 192083, Seidlstr. 24-24a, 80335 Munich, Germany)**, **PIMCO Europe GmbH Italian Branch (Company No. 10005170963, via Turati nn. 25/27 (angolo via Cavallieri n. 4), 20121 Milano, Italy)**, **PIMCO Europe GmbH Irish Branch (Company No. 909462, 57B Harcourt Street Dublin D02 F721, Ireland)**, **PIMCO Europe GmbH UK Branch (Company No. FC037712, 11 Baker Street, London W1U 3AH, UK)**, **PIMCO Europe GmbH Spanish Branch (N.I.F. W2765338E, Paseo de la Castellana 43, Oficina 05-111, 28046 Madrid, Spain)** and **PIMCO Europe GmbH French Branch (Company No. 918745621 R.C.S. Paris, 50-52 Boulevard Haussmann, 75009 Paris, France)** are authorised and regulated by the German Federal Financial Supervisory Authority (BaFin) (Marie-Curie-Str. 24-28, 60439 Frankfurt am Main) in Germany in accordance with Section 15 of the German Securities Institutions Act (WpIG). The Italian Branch, Irish Branch, UK Branch, Spanish Branch and French Branch are additionally supervised by: (1) Italian Branch: the Commissione Nazionale per le Società e la Borsa (CONSOB) (Giovanni Battista Martini, 3 - 00198 Rome) in accordance with Article 27 of the Italian Consolidated Financial Act; (2) Irish Branch: the Central Bank of Ireland (New Wapping Street, North Wall Quay, Dublin 1 D01 F7X3) in accordance with Regulation 43 of the European Union (Markets in Financial Instruments) Regulations 2017, as amended; (3) UK Branch: the Financial Conduct Authority (FCA) (12 Endeavour Square, London E20 1JN); (4) Spanish Branch: the Comisión Nacional del Mercado de Valores (CNMV) (Edison, 4, 28006 Madrid) in accordance with obligations stipulated in articles 168 and 203 to 224, as well as obligations contained in Title V, Section I of the Law on the Securities Market (LSM) and in articles 111, 114 and 117 of Royal Decree 217/2008, respectively and (5) French Branch: ACPR/Banque de France (4 Place de Budapest, CS 92459, 75436 Paris Cedex 09) in accordance with Art. 35 of Directive 2014/65/EU on markets in financial instruments and under the surveillance of ACPR and AMF. The services provided by PIMCO Europe GmbH are available only to professional clients as defined in Section 67 para. 2 German Securities Trading Act (WpHG). They are not available to individual investors, who should not rely on this communication. **PIMCO (Schweiz) GmbH (registered in Switzerland, Company No. CH-020.4.038.582-2, Brandschenkestrasse 41 Zurich 8002, Switzerland)**. The services provided by PIMCO (Schweiz) GmbH are not available to retail investors, who should not rely on this communication but contact their financial adviser.

No part of this publication may be reproduced in any form, or referred to in any other publication, without express written permission. PIMCO is a trademark of Allianz Asset Management of America LLC. in the United States and throughout the world. ©2023, PIMCO.